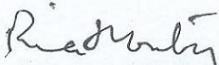


Bangladesh Autocars Limited
Statement of Profit or Loss and Other Comprehensive Income
For the 2nd Quarter ended December 31, 2024 (Unaudited)


Particulars	July 01, 2024 to December 31, 2024 (Taka)			01.07.2023	October 01, 2024 to December 31, 2024 (Taka)			01.10.2023
	Unit - 2	Unit - 3	Total	To 31.12.2023	Unit - 2	Unit - 3	Total	To 31.12.2023
Sales Revenue	44,991,502	1,076,100	46,067,602	35,930,237	24,932,174	659,500	25,591,674	15,947,862
Cost of goods sold	(43,991,800)	(886,505)	(44,878,306)	(34,526,162)	(24,271,555)	(511,843)	(24,783,399)	(15,334,666)
Gross Profit	999,702	189,595	1,189,296	1,404,075	660,619	147,657	808,275	613,196
Administrative expenses	(721,933)	(174,026)	(895,960)	(1,181,496)	(434,218)	(133,935)	(568,154)	(665,687)
FDR income	94,638		94,638	252,545	21,338	-	21,338	105,820
Financial expenses	(9,496)	(3,165)	(12,661)	(13,176)	(9,303)	(3,165)	(12,468)	(13,011)
Net Profit / (Loss) before WPPF and Tax	362,911	12,403	375,314	461,948	238,436	10,556	248,992	40,318
Expense for WPPF	(17,281)	(591)	(17,872)	(21,998)	(11,354)	(503)	(11,857)	(1,920)
Net Profit/(Loss) before Tax	345,629	11,812	357,441	439,951	227,081	10,053	237,134	38,399
Income Tax Expenses:								
Advance Income Tax adjustment	(45,000)	(5,000)	(50,000)	(395,000)	(45,000)	(5,000)	(50,000)	(165,700)
Current Tax Provision	(269,950)	(6,457)	(276,407)	(98,989)	(149,594)	(3,957)	(153,551)	(8,640)
Deferred Tax (expense)/ Income	143,492	83,612	227,104	435,938	76,676	41,806	118,482	206,638
Net Profit/(Loss) after Tax	174,171	83,967	258,138	381,900	109,163	42,902	152,065	70,696
Other Comprehensive Income	-	-	-	-	-	-	-	-
Total Comprehensive Income	174,171	83,967	258,138	381,900	109,163	42,902	152,065	70,696


Basic EPS Note # 3 0.06 0.09 0.04 0.02


Managing Director


Chief Financial Officer


Acting Company Secretary


Director


Chairman

